






## Final Results

| RANK | TEAM | NAME  | A                  | A+B                 | A+B+C              | POINTS        | RANKING  |
|------|------|---|--------------------|---------------------|--------------------|---------------|----------|
| 1    | GER  | GERMANY   | <b>140,32</b>      | <b>301,35</b>       | <b>7,99</b>        | <b>449,66</b> | <b>1</b> |
|      |      | 22 *BERLAGE Katja   | 51.09              | 98.38               | 0.00               |               |          |
|      |      | 23 *GÄNSHIRT Fabian   | <del>(52.03)</del> | <del>(104.86)</del> | <del>(13.36)</del> |               |          |
|      |      |  60 *PFEFFER Jan-Felix       | 43.92              | 109.69              | 7.65               |               |          |
|      |      | 58 *BAACKMANN Dieter  | <del>(49.31)</del> | <del>(111.13)</del> | <del>(12.90)</del> |               |          |
|      |      | 89 *BRAUCHLE Steffen  | 45.31              | 93.28               | <del>(11.49)</del> |               |          |
|      |      | 92 *KNEIFEL Sven  | <del>(52.37)</del> | <del>(107.45)</del> | 0.34               |               |          |
| 2    | NED  | NETHERLANDS   | <b>137,26</b>      | <b>302,21</b>       | <b>15,00</b>       | <b>454,47</b> | <b>2</b> |
|      |      | 31 *PIJL Tamara   | 46.37              | <del>(102.72)</del> | <del>(9.94)</del>  |               |          |
|      |      | 30 *JANSSEN Brent   | <del>(59.41)</del> | 100.88              | 6.00               |               |          |
|      |      |  69 *RUTJENS Rodinde         | 45.18              | <del>(104.97)</del> | <del>(5.74)</del>  |               |          |
|      |      | 70 *VAN DE BUNT Melanie   | <del>(48.58)</del> | 104.50              | 3.00               |               |          |
|      |      | 96 *HAMMINK Marijke   | <del>(48.64)</del> | 96.83               | 6.00               |               |          |
|      |      | 95 *CHARDON Edith   | 45.71              | <del>(98.90)</del>  | <del>(17.86)</del> |               |          |
| 3    | SUI  | SWITZERLAND   | <b>152,98</b>      | <b>300,96</b>       | <b>10,20</b>       | <b>464,14</b> | <b>3</b> |
|      |      | 35 *SCHERRER Cédric   | 57.16              | 95.45               | 0.00               |               |          |
|      |      | 36 *SCHMID Doris  | <del>(57.87)</del> | <del>(113.33)</del> | <del>(1.88)</del>  |               |          |
|      |      |  72 *KÖNIG Christof          | <del>(59.03)</del> | 103.03              | 7.72               |               |          |
|      |      | 73 *SCHMIDLIN Lea   | 48.11              | <del>(113.71)</del> | <del>(11.03)</del> |               |          |
|      |      | 100 *SCHERRER Yannik  | 47.71              | <del>(102.53)</del> | 2.48               |               |          |
|      |      | 99 *FALK Dominic  | <del>(60.30)</del> | 102.48              | <del>(2.97)</del>  |               |          |
| 4    | BEL  | BELGIUM   | <b>154,09</b>      | <b>312,43</b>       | <b>24,10</b>       | <b>490,62</b> | <b>4</b> |
|      |      | 6 *PIROTTE Gilles   | 52.74              | 101.18              | 3.00               |               |          |
|      |      | 7 *TINLOT Sven  | <del>(58.17)</del> | <del>(112.93)</del> | <del>(4.53)</del>  |               |          |
|      |      |  44 *VAN DEN BROECK Pieter | <del>(64.63)</del> | 110.22              | 14.36              |               |          |
|      |      | 45 *VAN PRAET Nico  | 52.17              | <del>(115.14)</del> | <del>(29.84)</del> |               |          |
|      |      | 78 *BAX Tinne   | 49.18              | 101.03              | 6.74               |               |          |
|      |      | 79 *VAN DEN BOSCH Bert  | <del>(59.97)</del> | <del>(102.96)</del> | <del>(43.87)</del> |               |          |
| 5    | GBR  | GREAT BRITAIN   | <b>165,25</b>      | <b>311,40</b>       | <b>22,01</b>       | <b>498,66</b> | <b>5</b> |
|      |      | 21 *WALTERS-SYMONS Rosan  | <del>(61.35)</del> | 102.81              | 6.08               |               |          |
|      |      | 19 *BUCK Robert   | 53.45              | <del>(108.04)</del> | <del>(12.00)</del> |               |          |
|      |      |  56 *ADAMS Joseph          | <del>(65.49)</del> | 111.97              | 10.45              |               |          |
|      |      | 57 *SNOW Averina  | 59.43              | <del>(113.66)</del> | <del>(41.70)</del> |               |          |
|      |      | 86 *CAMPBELL Roger  | 52.37              | 96.62               | 5.48               |               |          |
|      |      | 87 *HOWE Sara   | <del>(65.76)</del> | <del>(126.54)</del> | <del>(15.34)</del> |               |          |
| 6    | FRA  | FRANCE  | <b>162,22</b>      | <b>322,39</b>       | <b>59,08</b>       | <b>543,69</b> | <b>6</b> |
|      |      | 17 *LEFORT Claire   | 52.74              | 101.23              | <del>(13.75)</del> |               |          |
|      |      | 14 *CHRISTMANN Anna   | <del>(62.47)</del> | <del>(103.37)</del> | 9.96               |               |          |
|      |      |  55 *SELLE Jean Frederic   | 48.71              | 109.23              | 16.23              |               |          |
|      |      | 54 *POENTIS Carine  | <del>(54.31)</del> | <del>(73.74)</del>  | <del>(0.00)</del>  |               |          |
|      |      | 85 *PARIAT Caroline   | 60.77              | <del>(118.47)</del> | 32.89              |               |          |
|      |      | 82 *ARRIAT Gilles   | <del>(68.30)</del> | 111.93              | <del>(36.54)</del> |               |          |



## Final Results

| RANK              | TEAM  | NAME                    | A                   | A+B                  | A+B+C               | POINTS        | RANKING  |
|-------------------|---|-------------------------|---------------------|----------------------|---------------------|---------------|----------|
| 7                 | DEN   | DENMARK                 | <b>172,65</b>       | <b>329,74</b>        | <b>54,83</b>        | <b>557,22</b> | <b>7</b> |
|                   |   | 9 *BUCHWALD Maria       | 58.11               | <del>(+108.02)</del> | <del>(-7.00)</del>  |               |          |
|                   |   | 8 *BLAABJERG Karina     | <del>(-69.14)</del> | 106.09               | 6.21                |               |          |
|                   |  | 49 *IRMING Anette Holst | 63.90               | 111.74               | 28.13               |               |          |
|                   |   | 50 *PETERSEN Niels S.   | <del>(-62.50)</del> | <del>(-68.58)</del>  | <del>(-21.57)</del> |               |          |
| 81 *DAU Lars      | 50.64   | 111.91                  | 20.49               |                      |                     |               |          |
| 8                 | HUN   | HUNGARY                 | <b>190,13</b>       | <b>322,82</b>        | <b>47,54</b>        | <b>560,49</b> | <b>8</b> |
|                   |   | 28 *KARSAY Sándor       | <del>(-69.55)</del> | 109.13               | <del>(-20.42)</del> |               |          |
|                   |   | 27 *GENZWEIN Marina     | 66.13               | <del>(+18.74)</del>  | 14.55               |               |          |
|                   |  | 62 *BALLA Evelin        | 60.50               | 119.13               | 23.99               |               |          |
|                   |   | 65 *LEHOCZ Dávid        | <del>(-61.37)</del> | <del>(-58.43)</del>  | <del>(-6.00)</del>  |               |          |
| 94 *ROHR Máté     | 63.50   | 94.56                   | 9.00                |                      |                     |               |          |
| 93 *JÁMBOR Vilmos | <del>(-54.78)</del>   | <del>(-0.00)</del>      | <del>(-0.00)</del>  |                      |                     |               |          |
| 9                 | AUT   | AUSTRIA                 | <b>186,67</b>       | <b>332,63</b>        | <b>45,24</b>        | <b>564,54</b> | <b>9</b> |
|                   |   | 1 *BALDAUF Bernhard     | <del>(-59.52)</del> | 97.49                | 3.00                |               |          |
|                   |   | 4 *SCHÖFTNER Michaela   | 57.75               | <del>(+103.26)</del> | <del>(-3.00)</del>  |               |          |
|                   |  | 40 *ELEND Roman         | 56.70               | 104.47               | 20.55               |               |          |
|                   |   | 41 *HOLZINGER Simone    | <del>(-62.10)</del> | <del>(+118.43)</del> | <del>(-25.08)</del> |               |          |
| 77 *KOLLROS Julia | 72.22   | 130.67                  | 21.69               |                      |                     |               |          |

©Driving Program by Philippe Liénart (BEL) - philippe@lienart.com Scorer : xd

## OFFICIAL RESULTS 08:55

Signature President of the Jury